

ILLUMINA BS100 FLUORESCENT (T5)



2' - 4'
Wet/IP66



Surface / Suspended
Luminaire

Application: ILLUMINA® BS100T5 linear fluorescent is designed to be resilient, highly efficient and easy to install, it is the pinnacle of vapor tight luminaires. The three piece design snaps together without the need of any tools. The BS100T5 HT version weighs a mere 6.5lbs and is available in 2ft or 4ft lengths. Construction is 100% polycarbonate, which makes it corrosion, flame and vandal resistant. The ILLUMINA® BS100T5 is ideal for parking structures, warehouses, breezeways, canopies and schools.

Type: _____

Project: _____

CONFIGURE:

a	MODEL	b	LENGTH	c	OPERATION	d	LAMPS	e	INPUT	f	OPTIONS
	BS100T5 ILLUMINA® BS100 T5 SERIES	2 2 foot 4 4 foot		HT AC only SA AC & Emergency <small>NOTE: (SA) available in 1x28W & 2x28W only; (SA) versions 1200 lumens</small>		114W 1x14W T5 214W 2x14W T5 128W 1x28W T5 228W 2x28W T5		120V 277V 120/277V 347V 480V <small>NOTE(1): consult factory for 347V (SA) NOTE(2): 480V available in AC only.</small>		SS stainless steel clips FP inline fuse protection PK rigid pendant kit: 18", 24", 36" & 48" AC aviation cable: 50", 72", 100", 150" & 250" CH chain hang kit SL sanitation listed TP tamper proof OCC occupancy sensor <small>NOTE: (AC & PK) length to be specified, i.e. PK24 or AC100</small>	
	MODEL a	LENGTH b		OPERATION c		LAMPS d		INPUT e		OPTIONS f	
	BS100T5										

HOUSING: 100% UV stabilized polycarbonate material, integrated liquid silicone perimeter gasket with memory retention, recessed stainless steel mounting brackets.

REFLECTOR: Dual parabolic (2-lamp versions) and single parabolic (1-lamp versions) high emission reflector. Vacuum metallized finish. Direct mount reflector configuration supports all electrical components.

DIFFUSER: High performance diffuser. Complete light emission (CLE) technology. 100% Polycarbonate construction, impact resistant, UV stabilized to reduce yellowing index.

LAMP/SOCKET: Two (2) or four (4) T5 ratchet type sockets with Beghelli T5 adaptor extenders.

MOUNTING: Surface mount configuration as standard. Optional (AC) aviation cable, adjustable and (PK) pendant mounting are available. Required mounting height to be specified.

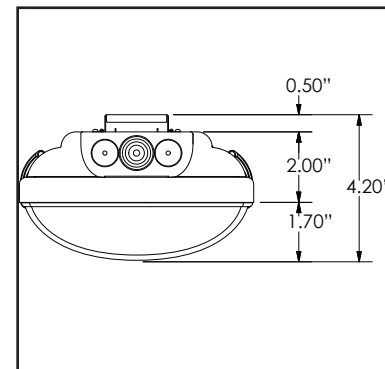
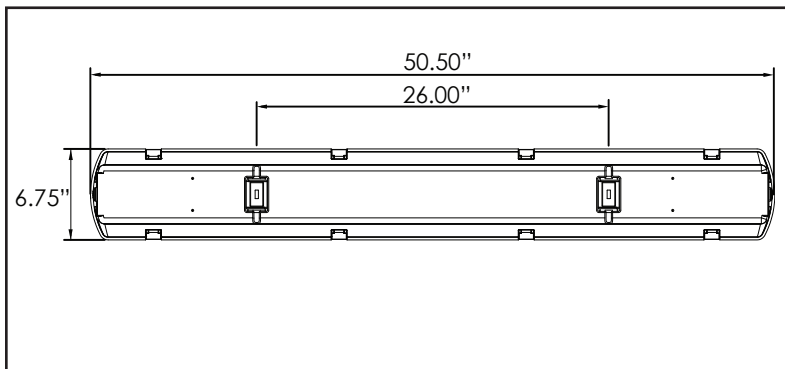
POWER LINE/FEED: 3-wire, solid type 18awg, pre-stripped 12" leads for quick in-field connection.

EMERGENCY (SA): Integral emergency ballast to operate one (1) lamp for a minimum duration of 90 minutes. Reflector mounted monitor indicator and

test switch. (SA) for AC & emergency operation. The (SA) version is only available with either 120V or 277V inputs, (consult factory for 347V).

WEIGHT: 6.5 lbs. / 2.948 kilo.

Sanitation listed (SL): is equivalent to the NSF standard 2, meeting the rigorous sanitation, electrical safety and performance standards. The ILLUMINA® BS100 is ideal for use in food service equipment environments.



ILLUMINA BS100

FLUORESCENT (T5HO)



T5HO 2' - 4'
Wet/IP66



Suspended Luminaire

Application: The ILLUMINA® BS100T5HO linear fluorescent design is based on performance, efficiency, durability and ease of installation; it is the pinnacle of vapor tight luminaires. The three piece design snaps together without the need of any tools. The BS100T5HO HT version weighs a mere 6.5lbs and is available in 2ft or 4ft versions. Construction is 100% polycarbonate, which makes it corrosion, flame and vandal resistant. The ILLUMINA® BS100T5HO is ideal for parking structures, warehouses, breezeways, canopies and schools.

Type: _____

Project: _____

CONFIGURE:

a	MODEL	b	LENGTH	c	OPERATION	d	LAMPS	e	INPUT	f	OPTIONS
	BS100T5HO ILLUMINA® BS100 T5HO SERIES	2 2 foot 4 4 foot		HT AC only SA AC & Emergency		124W 1x24W T5HO 224W 2x24W T5HO 154W 1x54W T5HO 254W 2x54W T5HO		120V 277V 120/277V 347V 480V		SS stainless steel clips FP inline fuse protection PK rigid pendant kit: 18", 24", 36" & 48" AC aviation cable: 50", 72", 100", 150" & 250" CH chain hang kit SL sanitation listed TP tamper proof	
	<small>NOTE: (SA) available in 1x54W & 2x54W only; (SA) versions 1300 lumens</small>			<small>NOTE(1): consult factory for 347V (SA) NOTE(2): 480V available in AC only.</small>				<small>NOTE: (AC & PK) length to be specified, i.e. PK24 or AC100</small>			
MODEL	a	LENGTH	b	OPERATION	c	LAMPS	d	INPUT	e	OPTIONS	f
BS100T5HO											

HOUSING: 100% UV stabilized polycarbonate material, integrated liquid silicone perimeter gasket with memory retention, recessed stainless steel mounting brackets.

REFLECTOR: Dual parabolic (2-lamp versions) and single parabolic (1-lamp versions) high emission reflector. Vacuum metallized finish. Direct mount reflector configuration supports all electrical components.

DIFFUSER: High performance diffuser. Complete light emission (CLE) technology. 100% Polycarbonate construction, impact resistant, UV stabilized to reduce yellowing index.

struction, impact resistant, UV stabilized to reduce yellowing index.

LAMP/SOCKET: Two (2) or four (4) T5HO ratchet type sockets with Beghelli T5HO adaptor extenders.

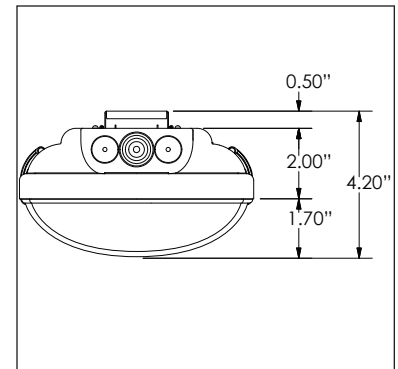
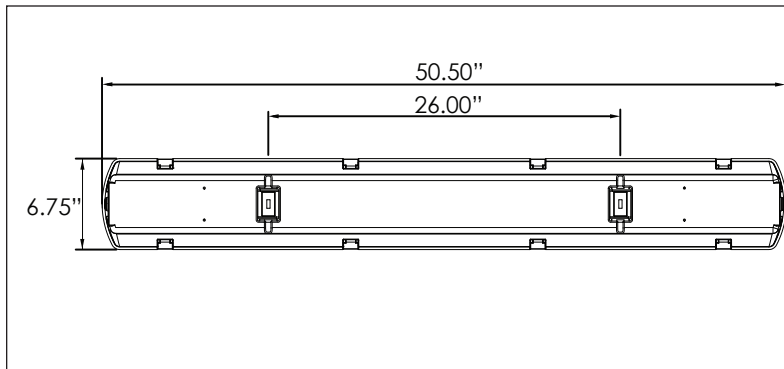
MOUNTING: Surface mount configuration as standard. Optional (AC) aviation cable, adjustable and (PK) pendant mounting are available. Required mounting height to be specified.

POWER LINE/FEED: 3-wire, solid type 18awg, pre-stripped 12" leads for quick in-field connection.

EMERGENCY (SA): Integral emergency ballast to operate one (1) lamp for a minimum duration of 90 minutes. Reflector mounted monitor indicator and test switch. (SA) for AC & emergency operation. The (SA) version is only available with either 120V or 277V inputs, (consult factory for 347V).

WEIGHT: 6.5 lbs. / 2.948 kilo.

Sanitation listed (SL): is equivalent to the NSF standard 2, meeting the rigorous sanitation, electrical safety and performance standards. The ILLUMINA® BS100 is ideal for use in food service equipment environments.



ILLUMINA BS100 FLUORESCENT (T8)



T8 2' - 4'
Wet/IP66



Suspended Luminaire

Application: The ILLUMINA® BS100T8 linear fluorescent has been designed to offer performance, efficiency, reliability and easy installation. The three piece design snaps together without the need of any tools. The BS100T8 HT version weighs a mere 6.5lbs and is available in 2ft or 4ft versions. Construction is 100% polycarbonate, which makes it corrosion, flame and vandal resistant. The ILLUMINA® BS100T8 is ideal for parking structures, warehouses, breezeways, canopies and schools.

Type: _____

Project: _____

CONFIGURE:

a	MODEL	b	LENGTH	c	OPERATION	d	LAMPS	e	INPUT	f	OPTIONS
	BS100T8 ILLUMINA® BS100 T8 SERIES	2 2 foot 4 4 foot		HT AC only SA AC & Emergency		117W 1x17W T8 217W 2x17W T8 132W 1x32W T8 232W 2x32W T8		120V 277V 120/277V 347V 480V		SS stainless steel clips FP inline fuse protection LUCE3 1400 lumen EM (USA only) PK rigid pendant kit: 18", 24", 36" & 48" AC aviation cable: 50", 72", 100", 150" & 250" CH chain hang kit SL sanitation listed TP tamper proof	
				NOTE: (SA) versions 700 lumens				NOTE(1): consult factory for 347V (SA) NOTE(2): 480V available in AC only.		NOTE: (AC & PK) length to be specified, i.e. PK24 or AC100	
	MODEL a	LENGTH b		OPERATION c		LAMPS d		INPUT e		OPTIONS f	
	BS100T8										

HOUSING: 100% UV stabilized polycarbonate material, integrated liquid silicone perimeter gasket with memory retention, recessed stainless steel mounting brackets.

REFLECTOR: Dual parabolic (2-lamp versions) and single parabolic (1-lamp versions) high emission reflector. Vacuum metallized finish. Direct mount reflector configuration supports all electrical components.

DIFFUSER: High performance diffuser. Complete light emission (CLE) technology. 100% Polycarbon-

ate construction, impact resistant, UV stabilized to reduce yellowing index.

LAMP/SOCKET: Two (2) or four (4) T8 ratchet type sockets.

MOUNTING: Surface mount configuration as standard. Optional (AC) aviation cable, adjustable and (PK) pendant mounting are available. Required mounting height to be specified.

POWER LINE/FEED: 3-wire, solid type 18awg, pre-stripped 12" leads for quick in-field connection.

EMERGENCY (SA): Integral emergency ballast to operate one (1) lamp for a minimum duration of 90 minutes. Reflector mounted monitor indicator and test switch. (SA) for AC & emergency operation. The (SA) version is only available with either 120V or 277V inputs, (consult factory for 347V).

WEIGHT: 6.5 lbs. / 2.948 kilo.

Sanitation listed (SL): is equivalent to the NSF standard 2, meeting the rigorous sanitation, electrical safety and performance standards. The ILLUMINA® BS100 is ideal for use in food service equipment environments.

