

GRAN BELLA BS810 FLUORESCENT



22"



Suspended Luminaire

Application: The GRAN BELLA™ BS810 compact fluorescent continues the evolution of the LUCE family. Combining architectural design, industrial durability and high efficiency; the GRAN BELLA™ BS810CF is the definitive highbay solution. The one-piece spun aluminum ballast housing has been designed for both suspension cable and pendant mounting. A 22" prismatic acrylic refractor is standard on all GRAN BELLA™ BS810CF luminaires. The bottom glass trim ring features an inner opaque ring for increased diffusion. Additional refractor types are available. The GRAN BELLA™ BS810CF is ideal for warehouses, gymnasiums, arenas and other high ceiling environments.

Type: _____

Project: _____

CONFIGURE:

a	b	c	d	e	f	g
MODEL	LAMPS	REFRACTOR	MOUNTING	INPUT	FINISH	OPTIONS
BS810CF GRAN BELLA™ BS810 CF SERIES	626W 6x26W CF 632W 6x32W CF 642W 6x42W CF 826W 8x26W CF 832W 8x32W CF 842W 8x42W CF	22ACT 22" acrylic clear 22AL 22" aluminum	AC50 cable 50" AC72 cable 72" AC100 cable 100" AC150 cable 150" AC250 cable 250" PK12 pendant 12" PK18 pendant 18" PK24 pendant 24" PK36 pendant 36" PKCL custom pendant <small>NOTE (1): SVL for swivel pendant NOTE (2): AC is fully adjustable</small>	120V 277V 120/277V 347V	AL aluminum WT white BK black	CCH custom color housing SPCW spiral cord white SPCB spiral cord black 2CK two level switching 3CK three level switching EM 650lm emergency SL safety lens <small>NOTE (1): EM will operate one lamp NOTE (2): for custom color specify color code or sample</small>
MODEL a	LAMPS b	REFRACTOR c	MOUNTING d	INPUT e	FINISH f	OPTIONS g
BS810CF						

HOUSING: 5052-H32 spun aluminum construction available with raw clear coat finish, white powdercoat finish or black powdercoat finish as standard. Custom finishes available.

REFRACTOR: 22ACT acrylic translucent prismatic design, also available in spun aluminum (AL).

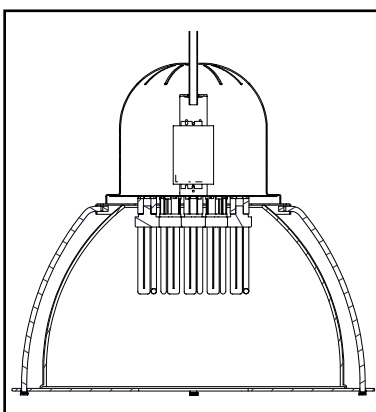
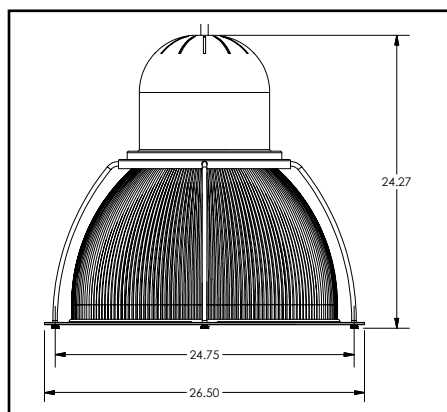
LAMP/SOCKET: (6 - 8) 26W, 32W or 42W GX24q series base CF lamp (Lamps not included).

MOUNTING: AC50 50" aviation cable, adjustable. AC72 72" aviation cable, adjustable. AC100 100" aviation cable, adjustable. AC150 150" aviation cable, adjustable. AC250 250" aviation cable, adjustable. PK12 12" pendant 1/2" IPS, PK18 18" pendant 1/2" IPS, PK24 24" pendant 1/2" IPS, PK36 36" pendant 1/2" IPS, PKCL custom pendant length, diameter and finish. SVL swivel pendant connector has 45° rotation and 75lbs maximum load. Aviation cable mount uses 1/4" deep, 5" diameter white canopy. Pendant

luminaires to have flat, 5" diameter white canopy. Canopies mount to standard 4" octagonal junction box supplied by others.

POWER LINE/FEED: 18/4 SJT straight white cord, 60" long, cord may be field cut. Power line / feed attached to housing for all mounting types.

GLASS TRIM: 3/16" tempered etched glass diffusing ring suspended by four (4) color matched, formed aluminum support arms.



GRAN BELLA™

GRAN BELLA BS820 FLUORESCENT



22"



Suspended Luminaire

Application: The GRAN BELLA™ BS820 compact fluorescent series continues the evolution of the LUCE highbay family. Combining architectural design, industrial durability and high efficiency; the GRAN BELLA™ BS820CF is the definitive high-bay solution. The one-piece spun aluminum ballast housing has been designed for both suspension cable and pendant mounting. A 22" prismatic acrylic refractor is standard on all GRAN BELLA™ BS820CF luminaires. The bottom aluminum trim ring assists in overall light control. Additional refractor types are available. The GRAN BELLA™ BS820CF is ideal for warehouses, gymnasiums, arenas and other high ceiling environments.

Type: _____

Project: _____

CONFIGURE:

a	MODEL	b	LAMPS	c	REFRACTOR	d	MOUNTING	e	INPUT	f	FINISH	g	OPTIONS
	BS820CF GRAN BELLA™ BS820 CF SERIES	626W 6x26W CF 632W 6x32W CF 642W 6x42W CF 826W 8x26W CF 832W 8x32W CF 842W 8x42W CF	22ACT 22" acrylic clear 22AL 22" aluminum	AC50 cable 50" AC72 cable 72" AC100 cable 100" AC150 cable 150" AC250 cable 250" PK12 pendant 12" PK18 pendant 18" PK24 pendant 24" PK36 pendant 36" PKCL custom pendant <small>NOTE (1): SVL for swivel pendant NOTE (2): AC is fully adjustable</small>	120V 277V 120/277V 347V	AL aluminum WT white BK black	CCH custom color housing SPCW spiral cord white SPCB spiral cord black 2CK two level switching 3CK three level switching EM 650lm emergency SL safety lens <small>NOTE (1): EM will operate one lamp NOTE (2): for custom color specify color code or sample</small>						
MODEL	a	LAMPS	b	REFRACTOR	c	MOUNTING	d	INPUT	e	FINISH	f	OPTIONS	g
BS820CF													

HOUSING: 5052-H32 spun aluminum construction available with raw clear coat finish, white powdercoat finish or black powdercoat finish as standard. Custom finishes available.

REFRACTOR: 22ACT acrylic translucent prismatic design, also available in spun aluminum (AL).

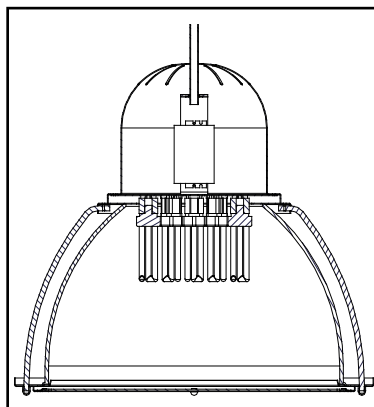
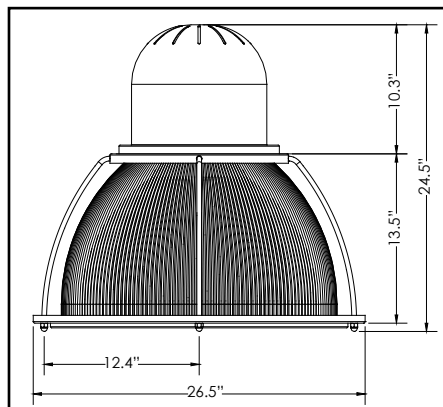
LAMP/SOCKET: (6 - 8) 26W, 32W or 42W GX24q series base CF lamp (Lamps not included).

MOUNTING: AC50 50" aviation cable, adjustable. AC72 72" aviation cable, adjustable. AC100 100" aviation cable, adjustable. AC150 150" aviation cable, adjustable. AC250 250" aviation cable, adjustable. PK12 12" pendant 1/2" IPS, PK18 18" pendant 1/2" IPS, PK24 24" pendant 1/2" IPS, PK36 36" pendant 1/2" IPS, PKCL custom pendant length, diameter and finish. SVL swivel pendant connector has 45° rotation and 75lbs maximum load. Aviation cable mount uses 1/4" deep, 5" diameter white canopy. Pendant

luminaires to have flat, 5" diameter white canopy. Canopies mount to standard 4" octagonal junction box supplied by others.

POWER LINE/FEED: 18/4 SJT straight white cord, 60" long, cord may be field cut. Power line / feed attached to housing for all mounting types.

ALUMINUM TRIM: 5052 decorative support bottom control ring suspended by four (4) color matched, formed aluminum support arms.



GRAN BELLA™

GRAN BELLA BS830 FLUORESCENT



22"



Suspended Luminaire

Application: The GRAN BELLA™ BS830 compact fluorescent series continues the evolution of the LUCE family. Combining architectural design, industrial durability and high efficiency; the GRAN BELLA™ BS830CF is the definitive highbay solution. The one-piece spun aluminum ballast housing has been designed for both suspension cable and pendant mounting. A 22" prismatic acrylic refractor is standard on all GRAN BELLA™ BS830CF luminaires. Additional refractor types are available. The GRAN BELLA™ BS830CF is ideal for warehouses, gymnasiums, arenas and other high ceiling environments.

Type: _____

Project: _____

CONFIGURE:

a	b	c	d	e	f	g
MODEL	LAMPS	REFRACTOR	MOUNTING	INPUT	FINISH	OPTIONS
BS830CF GRAN BELLA™ BS830 CF SERIES	626W 6x26W CF 632W 6x32W CF 642W 6x42W CF 826W 8x26W CF 832W 8x32W CF 842W 8x42W CF	22ACT 22" acrylic clear 22AL 22" aluminum	AC50 cable 50" AC72 cable 72" AC100 cable 100" AC150 cable 150" AC250 cable 250" PK12 pendant 12" PK18 pendant 18" PK24 pendant 24" PK36 pendant 36" PKCL custom pendant <small>NOTE (1): SVL for swivel pendant NOTE (2): AC is fully adjustable</small>	120V 277V 120/277V 347V	AL aluminum WT white BK black	CCH custom color housing SPCW spiral cord white SPCB spiral cord black 2CK two level switching 3CK three level switching EM 650lm emergency SL safety lens <small>NOTE (1): EM will operate one lamp NOTE (2): for custom color specify color code or sample</small>
MODEL a	LAMPS b	REFRACTOR c	MOUNTING d	INPUT e	FINISH f	OPTIONS g
BS830CF						

HOUSING: 5052-H32 spun aluminum construction available with raw clear coat finish, white powdercoat finish or black powdercoat finish as standard. Custom finishes available.

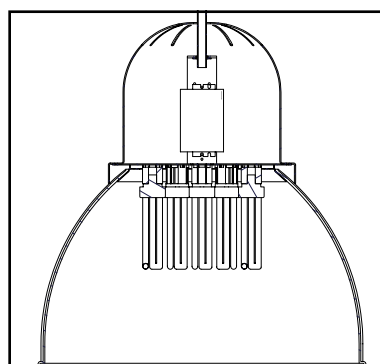
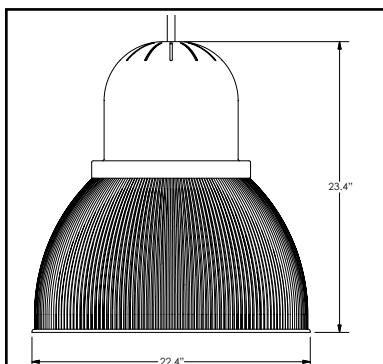
REFRACTOR: 22ACT acrylic translucent prismatic design, also available in spun aluminum (AL).

LAMP/SOCKET: (6 - 8) 26W, 32W or 42W GX24q series base CF lamp (Lamps not included).

MOUNTING: **AC50** 50" aviation cable, adjustable. **AC72** 72" aviation cable, adjustable. **AC100** 100" aviation cable, adjustable. **AC150** 150" aviation cable, adjustable. **AC250** 250" aviation cable, adjustable. **PK12** 12" pendant 1/2" IPS, **PK18** 18" pendant 1/2" IPS, **PK24** 24" pendant 1/2" IPS, **PK36** 36" pendant 1/2" IPS, **PKCL** custom pendant length, diameter and finish. **SVL** swivel pendant connector has 45° rotation and 75lbs maximum load. Aviation cable mount uses 1/4" deep, 5" diameter white canopy. Pendant

luminaires to have flat, 5" diameter white canopy. Canopies mount to standard 4" octagonal junction box supplied by others.

POWER LINE/FEED: 18/4 SJT straight white cord, 60" long, cord may be field cut. Power line / feed attached to housing for all mounting types.



GRAN BELLA™